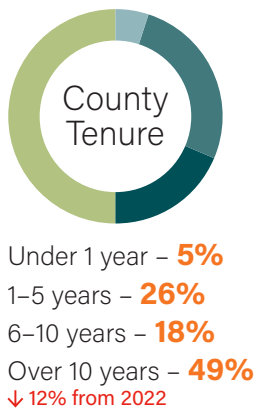
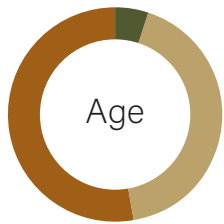
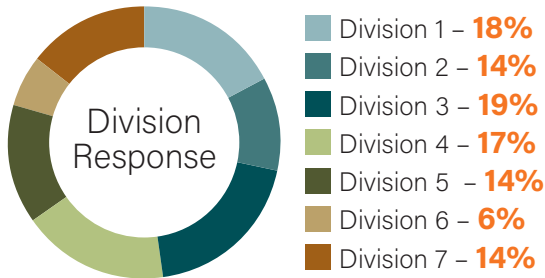


# CITIZEN PULSE SURVEY

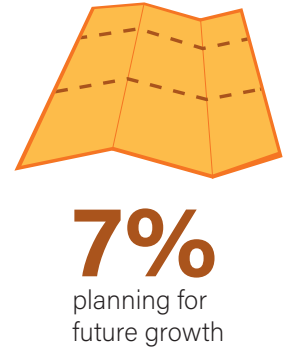
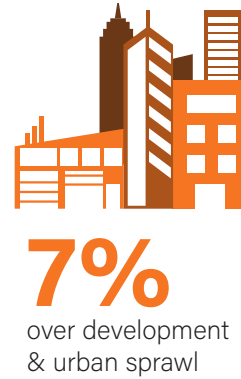

March 2023

Current views of Rocky View County residents. Conducted between our larger bi-annual Citizen Satisfaction Survey.

## Response:



## Residents top issues:

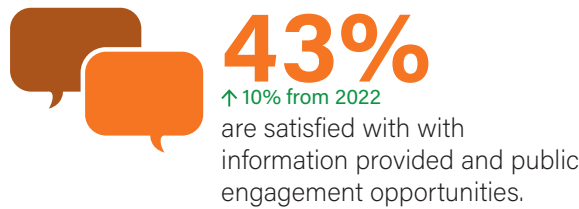
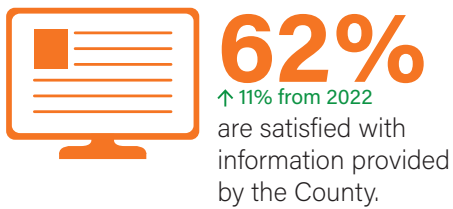


## Programs and services:

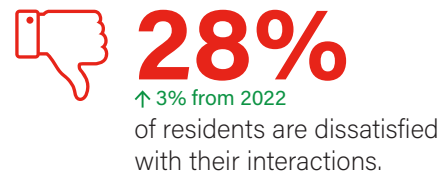
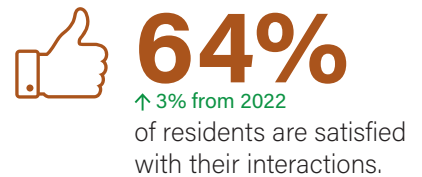


- 69%** of residents are satisfied with the level of services and programs provided.
- 59%** of residents are satisfied with the quality of services and programs provided.
- 58%** of residents are satisfied with the amount of services and programs provided.

## Information & engagement:



## County interactions:



## Perceived value for tax dollars:

