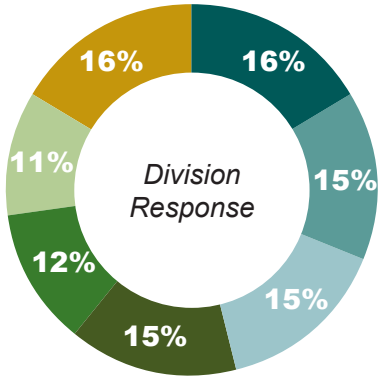


# YOUR VIEW

ROCKY VIEW COUNTY

Rocky View County conducted a citizen satisfaction survey between February and March, 2026. This survey allowed property owners an opportunity to provide input on the services they receive and the programs we offer, and share what they believe the County should prioritize.

## Response:



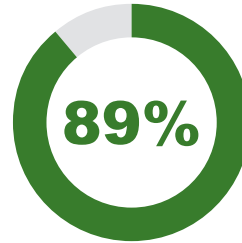
Division 1 Division 2 Division 3

Division 4 Division 5 Division 6 Division 7

## Quality Of Life:

Overall quality of life remains very strong, with 89% of residents rating it as good or very good.

↑ 68% Provincial benchmark



## County Perception:



↑ 79% in 2024

**81%**

of residents would recommend Rocky View County as a place to live



↑ 77% in 2024

**79%**

of residents are proud to live in Rocky View County



↑ 76% in 2024

**79%**

of residents feel safe and secure in Rocky View County

## Residents Top Issues:

**28%** Over development  
↑ 18% in 2024

**21%** Planning for future growth  
↑ 11% in 2024

**20%** Traffic management  
↑ 6% in 2024

## Taxation and Services:

County residents have mixed reviews on balancing taxation and services.



**32%**

Increase tax

↑ 30% in 2024



**47%**

Cut services

↑ 42% in 2024

## Perceived Value for Tax Dollars:

**40%**

Good value

↑ 39% in 2024

**32%**

Neither

↑ 31% in 2024

**26%**

Poor value

↓ 30% in 2024

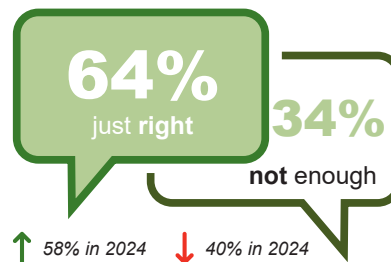
## Interaction Satisfaction:

**66%** are satisfied with their staff interactions  
↑ 61% in 2024

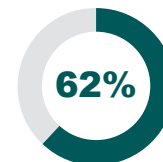
### Staff are:

- Courteous and helpful - 80% ↑ 75%
- Knowledgeable - 69% ↑ 64%
- Easy to get a hold of - 62% ↑ 59%

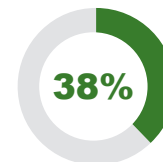
## Communication:



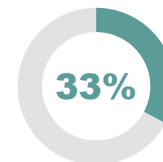
## Resident Engagement:



62% agree they have the opportunity to voice their opinion on decisions  
↑ 56% in 2024



38% feel their feedback is taken into account for decisions  
↑ 36% in 2024



33% agree that the County communicates its decisions  
↑ 28% in 2024



ROCKY VIEW COUNTY