

# Rocky View County Servicing Strategy 2021 – 2031 Road Map

## Rocky View County (RVC) Role

Establish and support services (or service delivery models) in Rocky View County that enable the elimination of waste and encourage a circular economy.

## Goals And Objectives

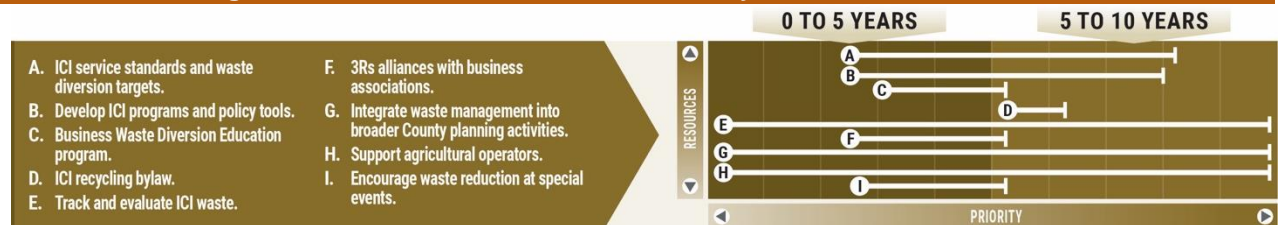
**Goal 1: Residential waste produced in Rocky View County will be managed in accordance with the 3Rs Hierarchy (Reduce, Reuse, Recycle).**



Waste Metric: Residential waste disposed per capita  
*note: metric listed per capita to allow evolution as RVC population changes*

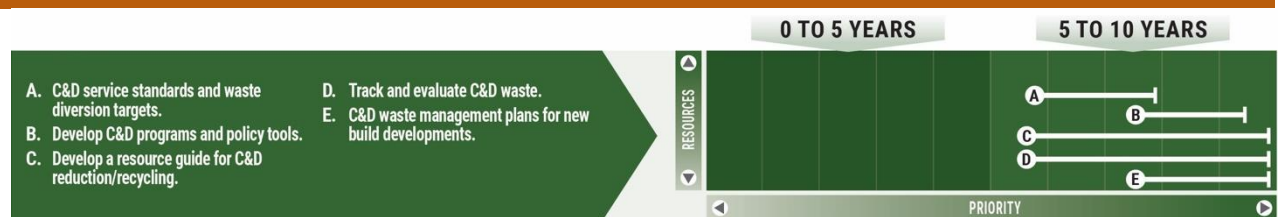
Operational Efficiency Metric: Curbside collection program yearly operating costs per household

**Goal 2: Industrial, Commercial and Institutional (ICI) waste produced in Rocky View County will be managed in accordance with the 3Rs Hierarchy.**



Waste Metric: ICI waste disposed per capita

**Goal 3: Construction and demolition (C&D) waste produced from new developments and/or renovations will be minimized and resource reuse maximized.**



Waste Metric: C&D waste disposed per capita

Data Sources: C&D developers; haulers

**Goal 4: Rocky View County will be seen as a preferred location for markets and industries that consume recyclables and/or actively minimize waste.**



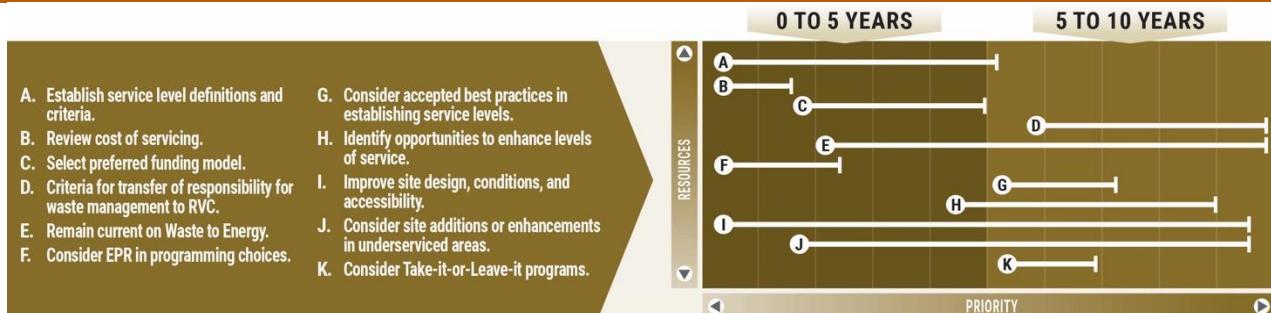
Overall Metric: Number of diversion-focused facilities residing in RVC

**Goal 5: Rocky View County influences and leverages regional, provincial and national opportunities to advance 3Rs policies and programs.**



Overall Metric: Percentage of RVC-region sites consistent with the transfer site standard level of service

**Goal 6: Rocky View County establishes appropriate levels of service that ensure efficient waste management and diversion options are accessible to County residents.**

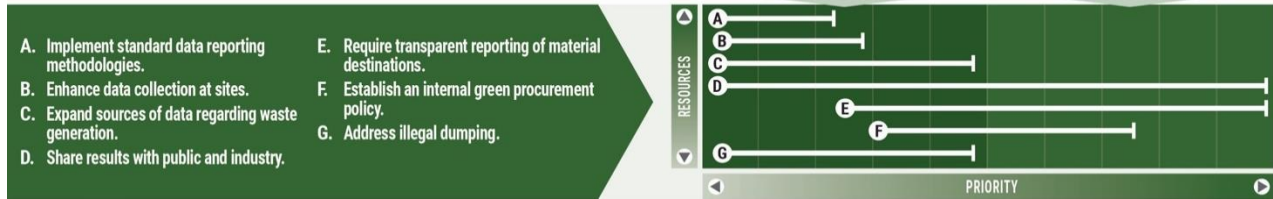


Overall Metric: Percentage of households within 15 km of waste management service sites

Operational Efficiency Metric: Cost of service (on a per-tonne basis) for different levels of waste management service in RVC

Customer Satisfaction Metric: Level of customer service for RVC waste management sites

**Goal 7: RVC measures and demonstrates success of its programs and is recognized as a leader in waste management.**



- A. Implement standard data reporting methodologies.
- B. Enhance data collection at sites.
- C. Expand sources of data regarding waste generation.
- D. Share results with public and industry.
- E. Require transparent reporting of material destinations.
- F. Establish an internal green procurement policy.
- G. Address illegal dumping.

Waste Metric: Overall waste per capita

Operational Efficiency Metric: Overall costs of waste management borne by RVC

**Goal 8: Legacy landfills are effectively managed.**

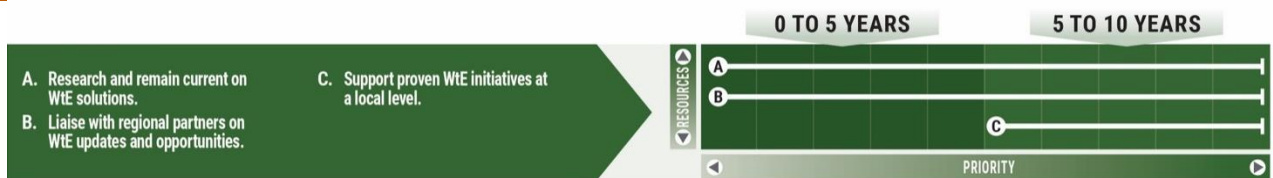


- A. Perform groundwater monitoring.

Overall Metric: Percentage of inactive landfills meeting all AEP monitoring requirements

Operational Efficiency Metric: Cost of inactive landfill management

**Goal 9: Advocate with regional neighbours to promote waste to energy to become the go-to for waste disposal.**



- A. Research and remain current on WtE solutions.
- B. Liaise with regional partners on WtE updates and opportunities.
- C. Support proven WtE initiatives at a local level.

Overall Metric: Number of viable, regional thermal treatment options available for waste generated in Rocky View County.