

Solid Fuel Burning Appliances

Guideline

Guideline ESP - 33

Purpose

This guideline has been developed to help improve consistency with the installation, education and enforcement of Solid Fuel Burning Appliances installed in new/renovated construction.



Code Reference

Appliances, accessories, components, and equipment shall satisfy the requirements of one of the following, whichever is applicable.

National Building Code - 2023 Alberta Edition Division B Section 9.22.8, 9.22.9. and 9.22.10.

CSA B-356 "Installation Code for Solid-Fuel-Burning Appliances and Equipment"

CAN/ULC-S610 "Factory Built Fireplaces"

ULC-S627 "Space Heaters"

ULC-S628 "Fireplace Inserts"

CAN/ULC-S629 "Factory Built Chimneys"

ULC-S632 "Heat Shields"

ULC-S635 "Lining systems for existing chimneys"

CAN/ULC-S639 "Steel fireplace liners"

CAN/ULC-S640 "Liners for new chimneys"

ULC-S641 "Flue pipes"



Summary

The requirements of this Guideline are applicable to all Solid Fuel Burning Appliances. This information comes from the CSA B-365 and the NBC 2023 Alberta Edition to provide clarity to designers, installers, and the local authorities.



Interpretation

This Guideline provides clarity and direction on the documentation required when applying for permitting, installation and inspections of a Solid Fuel Burning Appliance. Information and documentation confirming compliance to the following items must be provided to Rocky View County.

Solid Fuel Burning Appliances

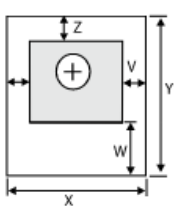

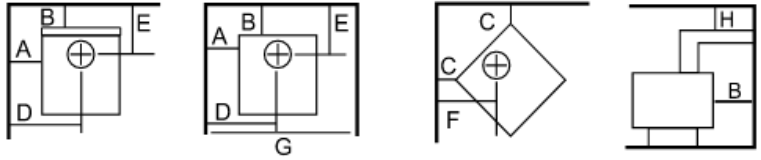
Rocky View County – Building Services has provided direction regarding permitting requirements when installing a Solid Fuel Burning Appliance.

- 1) Certification - All materials used in construction must be evaluated to determine compliance with the requirements of the National Building Code 2023 Alberta Edition and the CSA B-365.
- 2) Permitting – When applying for permits the following is required to be submitted.
 - a. Documentation confirming the appliance, chimney and all accessories are CSA compliant.
 - b. Owner’s manual and or the installers manual.
 - c. Clearance specifications.
 - d. Building plans showing where the appliance is being installed.
- 3) Installation – Must comply with all regulations outlined in the CSA B-365 and the manufactures specifications and by a qualified installer.
- 4) Inspections – Building plans and all documentation related to the appliance is required to be always on site for the site inspector to review.

Solid Fuel Burning Appliances

Illustrations

Example of ULC certificate and clearances to combustibles

<p>Tested & Listed By OTL US Portland Oregon USA <small>OMNI-Test Laboratories, Inc. OMNI-Test Laboratories, Inc. Report # 219-S-18-2</small></p>	<p>LISTED ROOM HEATER, SOLID FUEL TYPE, ALSO FOR USE IN MOBILE HOME INSTALLATION</p> <p>MODEL: REGENCY FREESTANDING STOVE - F3500 TESTED TO: UL-1482 -2011 / ULC-S627-00</p>	<p>DO NOT REMOVE THIS LABEL</p> <div style="border: 1px solid black; padding: 5px; text-align: center;">431</div>												
<p>INSTALL AND USE ONLY IN ACCORDANCE WITH THE MANUFACTURER'S INSTALLATION AND OPERATING INSTRUCTIONS. CONTACT LOCAL BUILDING OR FIRE OFFICIALS ABOUT RESTRICTIONS AND INSTALLATION INSPECTION IN YOUR AREA. USE 6"(152MM) DIAMETER MINIMUM 24 MSG BLACK OR 26 MSG BLUED STEEL CONNECTOR WITH LISTED UL103 HT or ULCS629 FACTORY-BUILT CHIMNEY SUITABLE FOR USE WITH SOLID FUELS OR MASONRY CHIMNEY. SEE LOCAL BUILDING CODE AND MANUFACTURER'S INSTRUCTIONS FOR PRECAUTIONS REQUIRED FOR PASSING A CHIMNEY THROUGH A COMBUSTIBLE WALL OR CEILING. DO NOT PASS CHIMNEY CONNECTOR THROUGH COMBUSTIBLE WALL OR CEILING. DO NOT CONNECT THIS UNIT TO A CHIMNEY FLUE SERVING ANOTHER APPLIANCE. CAUTION: BURNING OF MATERIAL OTHER THAN THE SPECIFIED FUELS MAY MAKE THE CATALYST IN THE COMBUSTOR INACTIVE. THE COMBUSTOR IS FRAGILE, HANDLE CAREFULLY. THE PERFORMANCE OF THE CATALYTIC DEVICE OR ITS' DURABILITY HAS NOT BEEN EVALUATED AS PART OF THE CERTIFICATION. INSTALLER ET UTILISER SEULEMENT SELON LES INSTRUCTIONS D'INSTALLATION ET D'UTILISATION DU FABRICANT. CONTACTER LES RESPONSABLES DU BÂTIMENT OU DU SERVICE-INCENDIE DE VOTRE RÉGION POUR CONNAÎTRE LES RESTRICTIONS ET EXIGENCES D'INSPECTION DANS VOTRE RÉGION. UTILISER UN CONNECTEUR D'UN DIAMÈTRE MINIMAL DE 152 MM (6 PO) 24 MSG EN ACIER NOIR OU 26 MSG EN ACIER BRONZÉ AVEC CHEMINÉE PRÉFABRIQUÉE HOMOLOGUÉE CONÇUE POUR UTILISATION AVEC COMBUSTIBLES SOLIDES OU UNE CHEMINÉE DE MAÇONNERIE. VOIR LE CODE DU BÂTIMENT LOCAL ET LES INSTRUCTIONS DU FABRICANT CONCERNANT LES PRÉCAUTIONS EXIGÉES POUR INSTALLER UNE CHEMINÉE TRAVERSANT UN MUR OU PLAFOND EN MATÉRIEAUX COMBUSTIBLES. NE FAITES PAS TRAVERSER LE CONNECTEUR DE CHEMINÉE DANS UN MUR OU PLAFOND EN MATÉRIEAUX COMBUSTIBLES. NE RACCORDEZ PAS CE POÊLE À BOIS À UN CONDUIT DE CHEMINÉE DESSERVANT UN AUTRE APPAREIL. CERTIFICATION DU MAISON MOBILE, APPAREIL DE CHAUFFAGE AMBIANT HOMOLOGUÉ À COMBUSTIBLE SOLIDE, CONVENANT AUSSI POUR INSTALLATION DANS UNE MAISON MOBILE</p>														
<table border="1" style="width: 100%; border-collapse: collapse; font-size: x-small;"> <tr> <th colspan="2" style="text-align: center;">MINIMUM CLEARANCES TO COMBUSTIBLE MATERIALS</th> </tr> <tr> <td colspan="2" style="text-align: center;">INSTALLATION USING 6" SINGLE WALL OR LISTED DOUBLE WALL CONNECTOR ONLY: RESIDENTIAL, ALCOVE, MOBILE HOME</td> </tr> <tr> <td>To Top of stove: A) 279mm / 11"</td> <td>To Flue Centre Line: E) 406mm / 16"</td> </tr> <tr> <td>To Rear Shield: B) 241mm / 9.5"</td> <td>To Flue Centre Line: F) 521mm / 20-1/2"</td> </tr> <tr> <td>To Corner of Stove: C) 203mm / 8"</td> <td>Alcove width: G) 1524mm / 60"</td> </tr> <tr> <td>To Flue Centre Line: D) 610mm / 24"</td> <td>To Top of Flue: H) 152mm / 6"</td> </tr> </table>	MINIMUM CLEARANCES TO COMBUSTIBLE MATERIALS		INSTALLATION USING 6" SINGLE WALL OR LISTED DOUBLE WALL CONNECTOR ONLY: RESIDENTIAL, ALCOVE, MOBILE HOME		To Top of stove: A) 279mm / 11"	To Flue Centre Line: E) 406mm / 16"	To Rear Shield: B) 241mm / 9.5"	To Flue Centre Line: F) 521mm / 20-1/2"	To Corner of Stove: C) 203mm / 8"	Alcove width: G) 1524mm / 60"	To Flue Centre Line: D) 610mm / 24"	To Top of Flue: H) 152mm / 6"	<p style="text-align: center;">FLOOR PROTECTION*</p>  <p>In USA: V 203 mm / 8" W 406 mm / 16" X 1067 mm / 42" Y 1181 mm / 46-1/2" Z 203 mm / 8" In Canada: V 203 mm / 8" W 450 mm / 18" X 1067 mm / 42" Y 1232 mm / 48-1/2" Z 203 mm / 8"</p>	 <p>MANUFACTURED BY: FPI FIREPLACE PRODUCTS INTERNATIONAL LTD. 6988 VENTURE ST. DELTA, BC V4G 1H4 MADE IN CANADA</p>
MINIMUM CLEARANCES TO COMBUSTIBLE MATERIALS														
INSTALLATION USING 6" SINGLE WALL OR LISTED DOUBLE WALL CONNECTOR ONLY: RESIDENTIAL, ALCOVE, MOBILE HOME														
To Top of stove: A) 279mm / 11"	To Flue Centre Line: E) 406mm / 16"													
To Rear Shield: B) 241mm / 9.5"	To Flue Centre Line: F) 521mm / 20-1/2"													
To Corner of Stove: C) 203mm / 8"	Alcove width: G) 1524mm / 60"													
To Flue Centre Line: D) 610mm / 24"	To Top of Flue: H) 152mm / 6"													
 <p>MINIMUM PARALLEL / ALCOVE CEILING HEIGHT: 2.1 M / 83" MAXIMUM ALCOVE DEPTH 1219 MM / 48 IN. HAUTEUR MINIMALE DU PLAFOND DE L'ALCÔVE : 2,1 M / 83PO. PROFONDEUR MAXIMALE DE L'ALCÔVE : 1219 MM / 48 PO.</p>														



Reference

Approval Date

- April, 2024

Last Review Date

- April, 2024